

Signify Classified - Internal  
Cooper Lighting Solutions Photometric Lab  
1121 Highway 74 South  
Peachtree City, GA 30269



Scaled data based on original data using  
LM-79-08 Approved Method: Electrical and Photometric Measurements of Solid-  
State Lighting Products

Test Report Prepared for  
Cooper Lighting Solutions  
(formerly Eaton)

Brand: STREETWORKS

Report Number: P867891

Luminaire Tested: **MEM2-HSN-SA-60-727-U-T2R**

Issue Date: 08/21/2024



**Test Information**

Test Method: LM-79-08  
Report Number: P867891  
Test Lab: INNOVATION CENTER(G3)  
Issue Date: 08/21/2024  
Manufacturer: COOPER LIGHTING SOLUTIONS (FORMERLY EATON)  
Product Line: STREETWORKS  
Catalog Number: MEM2-HSN-SA-60-727-U-T2R  
Description: EPIC MODERN SHORT HOUSING DISCRETE LED ARRAYS 60W 70CRI 2700K  
FITXURE w/ TYPE II ROADWAY DISTRIBUTION OPTIC  
Light Source: (10) 2700K CCT, 70 CRI LEDS  
Ballast/Driver: ELECTRONIC DRIVER

**Summary**

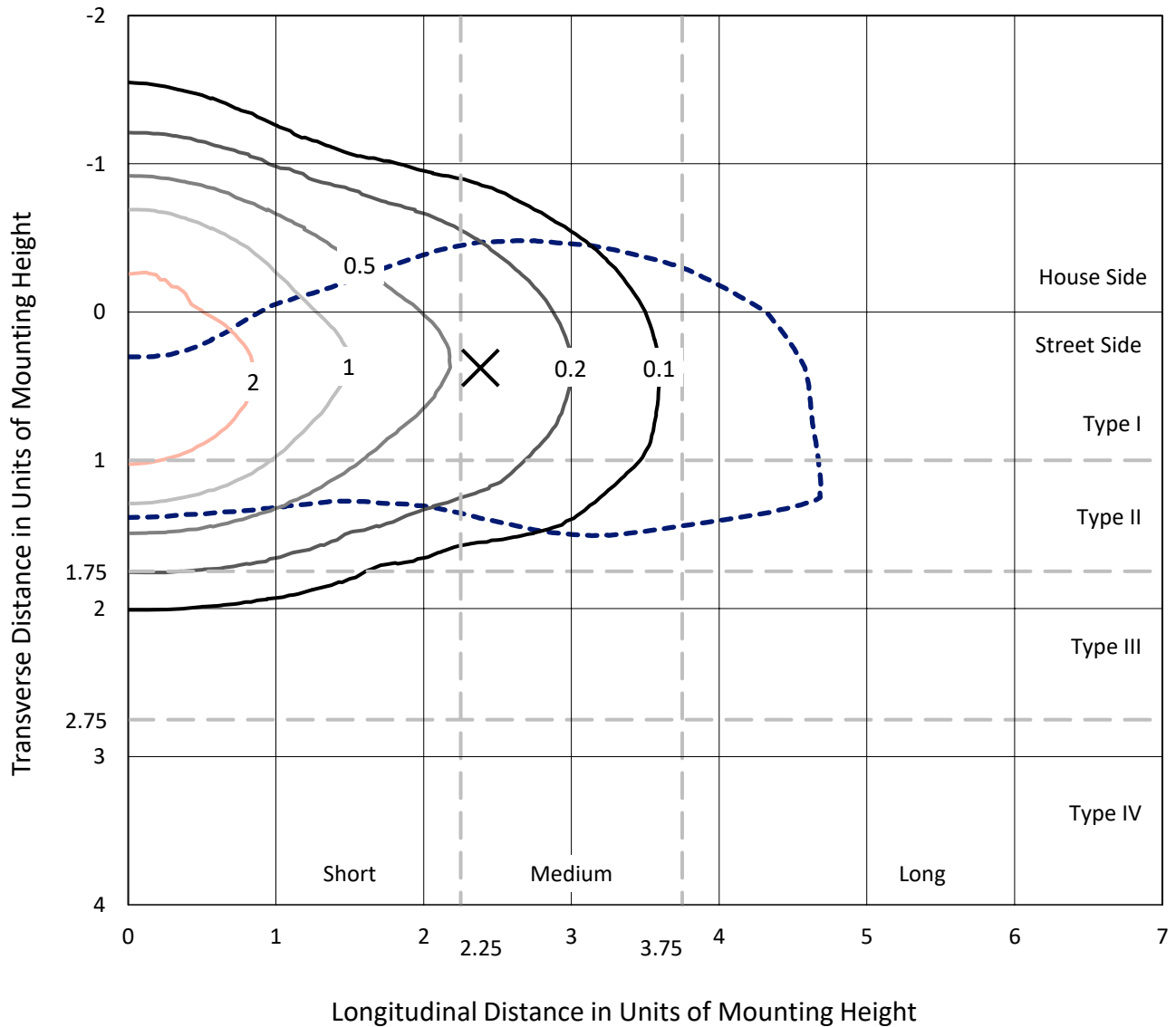
Lumens per Lamp: N/A  
Luminaire Lumens: 5805.6 lumens  
Efficiency: N/A  
Efficacy: 131.9 lumens/watt  
Luminous Opening: Rectangular (W 0.33' x L: 0.33' x H: 0')  
IES Classification: Type II - Medium  
BUG Rating: B1 - U0 - G1

Input Watts (W): 44  
Input Voltage (V): 120  
Input Current (A<sub>in</sub>): NR  
Voltage Rise (V): NR  
Power Factor: 0.99  
Total Harmonic Distortion (THDi): 6.91%  
Frequency (hertz): 60  
Stabilization Time: NR  
Operation Time: NR  
Ambient Temperature (°C): NR  
Test Distance: 24 FT

REPORT NUMBER: P867891  
 CATALOG NUMBER: MEM2-HSN-SA-60-727-U-T2R

### Iso-Footcandle Lines of Horizontal Illumination

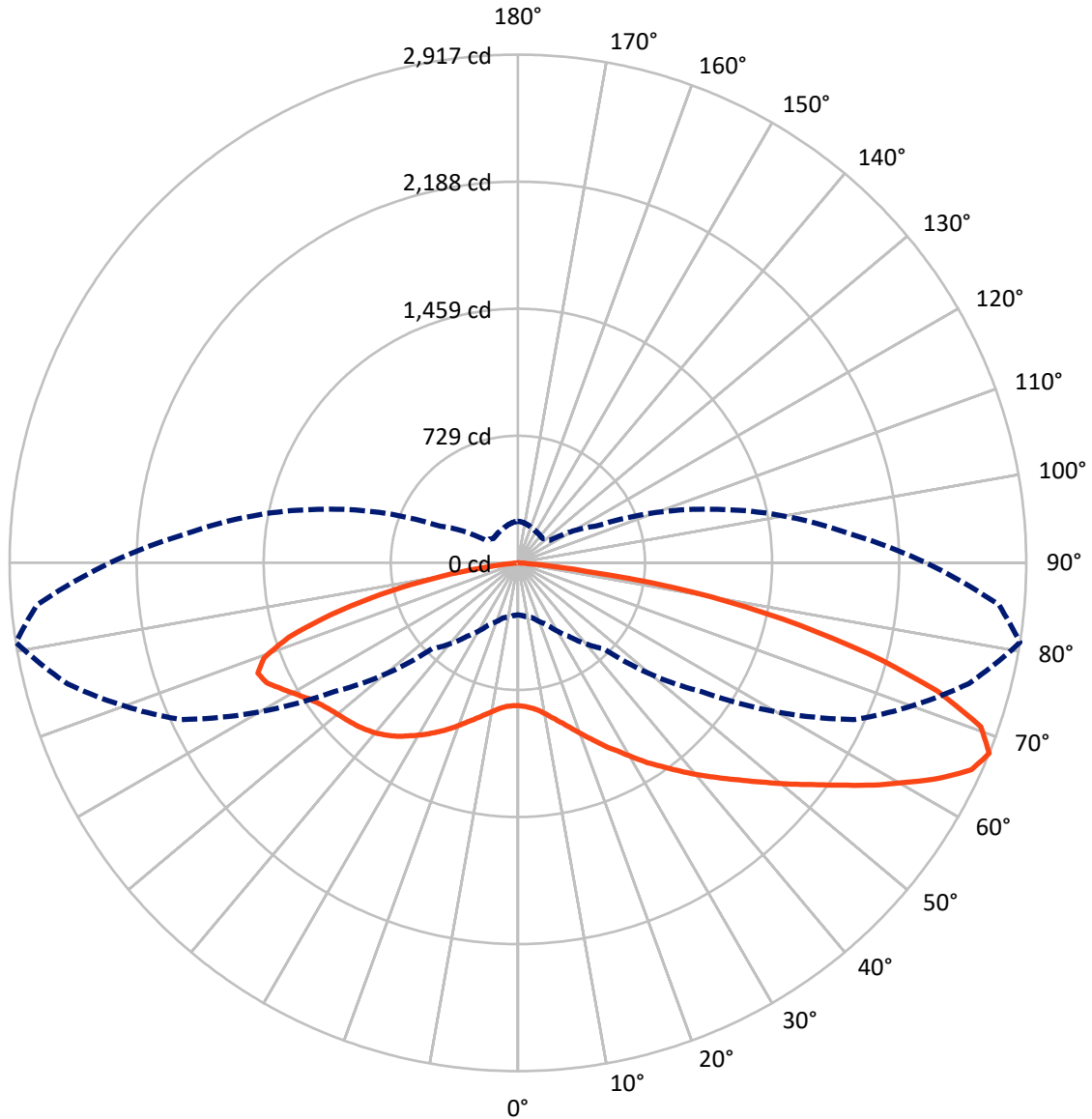
× Max cd  
 - - - 1/2 Max cd



Based on 20 foot mounting height. Maximum calculated value = 3.7 fc  
 Type II - Medium - N/A

REPORT NUMBER: P867891  
CATALOG NUMBER: MEM2-HSN-SA-60-727-U-T2R

### Luminous Intensity Polar Plot



— Vertical Plane Through 81-Deg Lateral    - - - Horizontal Cone Through 67.5-Deg Vertical

REPORT NUMBER: P867891  
 CATALOG NUMBER: MEM2-HSN-SA-60-727-U-T2R

**FLUX DISTRIBUTION:**

		Downward	Upward	Total
<b>House Side</b>	Lumens	1779.0	0.0	1779.0
	% Fixture	30.6	0.0	30.6
<b>Street Side</b>	Lumens	4026.7	0.0	4026.7
	% Fixture	69.4	0.0	69.4
<b>Total</b>	Lumens	5805.6	0.0	5805.6
	% Fixture	100.0	0.0	100.0

**ZONAL LUMENS:**

Zone	Lumens	% Fixture
0°-10°	83.6	1.4
10°-20°	296.7	5.1
20°-30°	590.9	10.2
30°-40°	928.4	16.0
40°-50°	1151.4	19.8
50°-60°	1125.5	19.4
60°-70°	946.5	16.3
70°-80°	601.4	10.4
80°-90°	81.2	1.4
90°-100°	0.0	0.0
100°-110°	0.0	0.0
110°-120°	0.0	0.0
120°-130°	0.0	0.0
130°-140°	0.0	0.0
140°-150°	0.0	0.0
150°-160°	0.0	0.0
160°-170°	0.0	0.0
170°-180°	0.0	0.0
0°-90°	5805.6	100.0
0°-180°	5805.6	100.0

**Coefficient of Utilization**



REPORT NUMBER: P867891

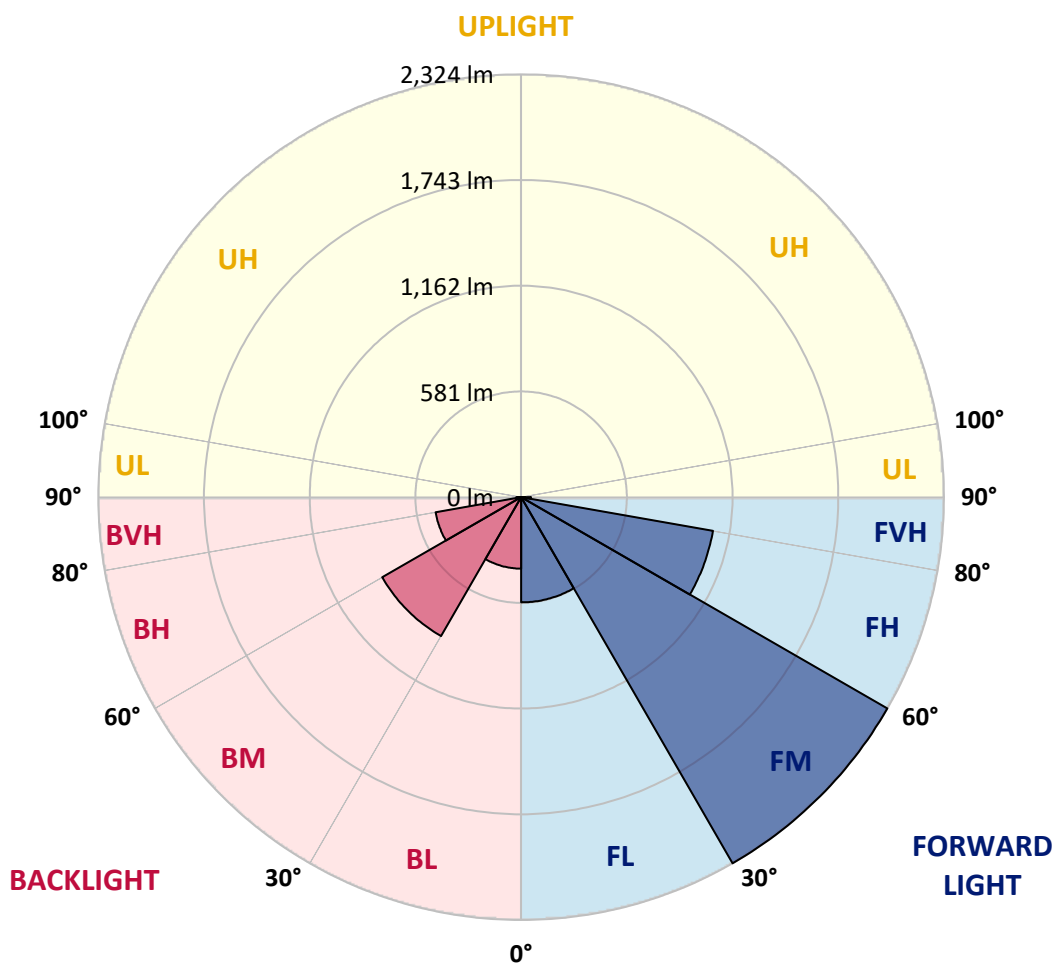
CATALOG NUMBER: MEM2-HSN-SA-60-727-U-T2R

**LUMINAIRE CLASSIFICATION SYSTEM LUMEN TABLE AND BUG RATING:**

Zone	Lumens	% Fixture	Zone Rating/Lumen Limit		
			B	U	G
FL (0°-30°)	578.3	10.0			
FM (30°-60°)	2323.6	40.0			
FH (60°-80°)	1070.4	18.4			G1/1800
FVH (80°-90°)	54.4	0.9			G1/100
BL (0°-30°)	393.0	6.8	B1/500		
BM (30°-60°)	881.7	15.2	B1/1000		
BH (60°-80°)	477.5	8.2	B1/500		G1/500
BVH (80°-90°)	26.8	0.5			G1/100
UL (90°-100°)	0.0	0.0		U0/0	
UH (100°-180°)	0.0	0.0		U0/0	

**BUG Rating: B1-U0-G1**

Type II Medium





REPORT NUMBER: P867891

CATALOG NUMBER: MEM2-HSN-SA-60-727-U-T2R

**CANDELA DISTRIBUTION (FULL):**

	0°	5°	15°	25°	35°	45°	55°	65°	75°	81°	85°
0°	819.7	819.7	819.7	819.7	819.7	819.7	819.7	819.7	819.7	819.7	819.7
2.5°	848.4	847.3	847.3	838.1	838.1	835.8	836.9	830.0	826.6	825.4	824.3
5°	909.4	909.4	902.5	896.8	885.3	874.9	865.7	851.9	841.5	836.9	833.5
7.5°	1001.5	994.6	992.3	975.1	950.9	930.2	911.8	881.8	862.2	855.3	850.7
10°	1114.4	1105.2	1087.9	1068.3	1037.2	1006.1	969.3	929.0	896.8	883.0	877.2
12.5°	1230.6	1218.0	1193.8	1175.4	1135.1	1087.9	1036.1	980.8	935.9	916.4	906.0
15°	1358.4	1351.5	1322.7	1285.9	1238.7	1171.9	1107.5	1039.5	982.0	954.3	937.1
17.5°	1496.6	1486.2	1455.1	1410.2	1343.5	1264.0	1189.2	1101.7	1034.9	999.2	979.7
20°	1632.4	1630.1	1584.1	1541.5	1463.2	1364.2	1267.5	1175.4	1091.3	1049.9	1024.6
22.5°	1784.4	1769.4	1729.1	1669.2	1576.0	1485.0	1371.1	1251.4	1152.4	1104.0	1075.2
25°	1942.1	1940.9	1891.4	1817.7	1708.4	1593.3	1470.1	1337.7	1224.9	1166.2	1128.2
27.5°	2137.8	2122.8	2059.5	1975.5	1848.8	1716.4	1573.7	1427.5	1293.9	1223.7	1177.7
30°	2309.3	2304.7	2233.3	2138.9	1997.3	1839.6	1685.4	1528.8	1375.7	1292.8	1242.1
32.5°	2448.6	2442.8	2381.8	2287.4	2135.5	1972.0	1794.7	1624.3	1457.4	1367.6	1300.9
35°	2564.9	2555.7	2492.3	2398.0	2266.7	2100.9	1912.1	1724.5	1547.2	1437.8	1374.5
37.5°	2610.9	2602.9	2551.1	2472.8	2351.9	2199.9	2018.1	1835.0	1637.0	1517.3	1445.9
40°	2593.7	2589.0	2552.2	2498.1	2406.0	2279.4	2119.4	1950.1	1738.3	1601.3	1516.1
42.5°	2511.9	2511.9	2488.9	2461.3	2415.2	2324.3	2209.2	2060.6	1836.2	1685.4	1582.9
45°	2396.8	2392.2	2384.1	2373.8	2366.9	2332.3	2267.9	2156.2	1944.4	1777.5	1663.5
47.5°	2243.7	2247.1	2241.4	2246.0	2274.8	2296.6	2293.2	2244.8	2054.9	1878.8	1742.9
50°	2003.1	2019.2	2037.6	2091.7	2150.4	2211.5	2267.9	2308.2	2185.0	1993.9	1835.0
52.5°	1704.9	1711.8	1761.3	1889.1	2014.6	2095.2	2202.2	2336.9	2300.1	2113.6	1943.2
55°	1337.7	1350.4	1425.2	1605.9	1829.3	1983.5	2109.0	2324.3	2417.5	2250.6	2069.9
57.5°	958.9	967.0	1086.7	1273.2	1564.5	1823.5	2003.1	2273.6	2511.9	2406.0	2199.9
60°	681.5	696.5	773.6	955.5	1235.2	1602.5	1906.4	2199.9	2599.4	2558.0	2370.3
62.5°	503.1	511.1	565.2	697.6	927.9	1300.9	1780.9	2145.8	2657.0	2721.4	2540.7
65°	378.7	382.2	419.0	510.0	694.2	958.9	1582.9	2135.5	2689.2	2860.7	2691.5
67.5°	298.2	303.9	326.9	389.1	516.9	697.6	1289.3	2128.6	2677.7	2917.1	2770.9
70°	251.0	252.1	269.4	303.9	386.8	501.9	963.6	2025.0	2613.2	2818.1	2697.3
72.5°	217.6	217.6	225.6	253.3	310.8	379.9	656.2	1777.5	2449.8	2517.7	2441.7
75°	176.1	175.0	188.8	215.3	249.8	292.4	440.9	1345.8	2106.7	2072.2	2010.0
77.5°	153.1	152.0	163.5	186.5	206.1	233.7	301.6	873.8	1657.7	1554.1	1515.0
80°	131.2	127.8	137.0	158.9	169.2	181.9	208.4	508.8	1083.3	1018.8	971.6
82.5°	99.0	90.9	88.6	107.1	114.0	105.9	105.9	178.4	393.7	397.2	367.2
85°	8.1	9.2	11.5	13.8	19.6	21.9	23.0	38.0	58.7	56.4	57.6
87.5°	1.2	1.2	1.2	2.3	2.3	3.5	3.5	3.5	4.6	4.6	4.6
90°	0.0	0.0	0.0	0.0	0.0	0.0	0.0	0.0	0.0	0.0	0.0



REPORT NUMBER: P867891

CATALOG NUMBER: MEM2-HSN-SA-60-727-U-T2R

**CANDELA DISTRIBUTION (continued):**

	90°	95°	105°	115°	125°	135°	145°	155°	165°	175°	180°
0°	819.7	819.7	819.7	819.7	819.7	819.7	819.7	819.7	819.7	819.7	819.7
2.5°	823.1	820.8	818.5	818.5	818.5	816.2	815.0	815.0	813.9	810.4	809.3
5°	831.2	827.7	824.3	824.3	824.3	823.1	822.0	823.1	822.0	818.5	817.4
7.5°	847.3	842.7	838.1	838.1	840.4	839.2	839.2	840.4	839.2	835.8	834.6
10°	870.3	863.4	861.1	861.1	863.4	862.2	861.1	861.1	859.9	854.2	856.5
12.5°	895.6	888.7	886.4	887.6	886.4	884.1	885.3	881.8	880.7	871.5	870.3
15°	927.9	919.8	915.2	916.4	912.9	908.3	903.7	901.4	896.8	888.7	886.4
17.5°	964.7	952.0	946.3	946.3	939.4	930.2	923.3	916.4	909.4	900.2	897.9
20°	1000.4	988.9	979.7	977.4	963.6	948.6	935.9	924.4	916.4	906.0	903.7
22.5°	1045.3	1029.2	1016.5	1006.1	985.4	961.3	941.7	925.6	914.1	902.5	899.1
25°	1092.5	1069.5	1048.7	1029.2	1000.4	965.9	938.2	915.2	900.2	887.6	885.3
27.5°	1139.7	1109.8	1079.8	1048.7	1005.0	960.1	921.0	893.3	873.8	857.6	855.3
30°	1190.3	1153.5	1106.3	1061.4	1003.8	945.1	895.6	856.5	833.5	815.0	812.7
32.5°	1242.1	1196.1	1131.6	1070.6	998.1	923.3	858.8	817.4	788.6	767.9	762.1
35°	1299.7	1243.3	1154.7	1074.1	982.0	891.0	819.7	767.9	734.5	713.7	709.1
37.5°	1358.4	1287.0	1169.6	1071.8	958.9	853.0	769.0	716.0	676.9	648.1	643.5
40°	1418.3	1327.3	1178.8	1060.3	926.7	805.8	721.8	657.3	600.9	574.4	561.8
42.5°	1473.5	1364.2	1183.4	1044.1	891.0	756.3	659.6	575.6	522.6	493.9	499.6
45°	1531.1	1398.7	1184.6	1024.6	843.8	693.0	581.4	503.1	450.1	428.2	425.9
47.5°	1580.6	1427.5	1182.3	996.9	790.9	620.5	499.6	424.8	385.7	364.9	362.6
50°	1646.2	1459.7	1178.8	964.7	721.8	537.6	423.6	362.6	326.9	310.8	309.7
52.5°	1711.8	1495.4	1176.5	919.8	649.3	459.3	354.6	306.2	282.0	274.0	271.7
55°	1798.2	1539.2	1177.7	868.0	566.4	378.7	300.5	267.1	254.4	251.0	251.0
57.5°	1897.2	1595.6	1184.6	810.4	480.1	313.1	261.3	246.4	245.2	247.5	248.7
60°	2016.9	1670.4	1198.4	750.6	400.6	264.8	238.3	237.1	240.6	248.7	251.0
62.5°	2151.6	1752.1	1215.7	672.3	324.6	232.5	225.6	230.2	234.8	244.1	245.2
65°	2270.2	1844.2	1226.0	597.5	271.7	214.1	217.6	219.9	231.4	244.1	244.1
67.5°	2341.5	1911.0	1186.9	503.1	226.8	198.0	204.9	211.8	224.5	236.0	238.3
70°	2317.4	1889.1	1053.3	390.3	192.3	183.0	191.1	201.5	214.1	227.9	234.8
72.5°	2149.3	1733.7	855.3	284.3	166.9	169.2	179.6	193.4	204.9	219.9	229.1
75°	1797.0	1447.1	617.0	204.9	146.2	155.4	171.5	183.0	191.1	194.6	195.7
77.5°	1364.2	1063.7	420.2	153.1	126.6	139.3	156.6	169.2	171.5	173.8	176.1
80°	891.0	676.9	237.1	107.1	96.7	114.0	127.8	141.6	137.0	143.9	146.2
82.5°	376.4	295.9	108.2	53.0	44.9	48.4	51.8	46.0	42.6	42.6	36.8
85°	49.5	38.0	16.1	6.9	5.8	3.5	3.5	3.5	2.3	2.3	2.3
87.5°	4.6	4.6	3.5	3.5	2.3	2.3	1.2	2.3	1.2	1.2	1.2
90°	0.0	0.0	0.0	0.0	0.0	0.0	0.0	0.0	0.0	0.0	0.0



LM-79-2019: Approved Method: Electrical and Photometric Measurements of Solid-State Lighting Products

Report Prepared for

Cooper Lighting Solutions

Streetworks

Report Number: SP1-2407-157-3

Test Date: 08/07/2024

Luminaire Tested: MEM2-HTN-SA-40-727-U-5WQ-2

Data in this report applies to families of products including MEM2-HTN-SA-40-727-U-5WQ-2

**Test Information**

Test Method: LM-79-2019  
 Report Number: SP1-2407-157-3  
 Test Lab: COOPER LIGHTING SOLUTIONS  
 Photometer: SP1 - 76IN SPHERE  
 Measurement Geometry:  $4\pi$   
 Issue Date: 08/20/2024  
 Manufacturer: COOPER LIGHTING SOLUTIONS  
 Product Line: Streetworks  
 Catalog Number: **MEM2-HTN-SA-40-727-U-5WQ-2**  
 Description: Epic Modern Light Square 40W 5WQ Optic and Flare Trim

**Spectral Parameters**

CCT (K): 2747  
 CIE u': 0.2606  
 CIE v': 0.5257  
 Duv: -0.0005  
 CIE x: 0.4552  
 CIE y: 0.4082  
 CIE z: 0.1366  
 Peak Wavelength (nm): 597  
 Dominant Wavelength (nm): 584  
 Purity: 59.16856  
 R<sub>f</sub>: 75.5  
 R<sub>g</sub>: 93.6

CRI (Ra):	71.7		
R1:	68.1	R9:	-35.3
R2:	83.9	R10:	64.2
R3:	94.7	R11:	61.7
R4:	66.3	R12:	53.9
R5:	67.4	R13:	71.2
R6:	78.7	R14:	97.6
R7:	75.0	R15:	59.3
R8:	39.4		



**Test Conditions**

Stabilization Time: 22M  
 Operation Time: 1H 22M  
 Sphere Temperature (°C): 24.2

REPORT NUMBER: SP1-2407-157-3

Measurement and Test Equipment			
Instrument	Identification Number	Calibration Date	Calibration Due Date
Photometer	IN0058	6/18/2024	12/18/2024
Power Meter	INXT2011004	2/8/2024	2/8/2025
AC Power Source	IN0063	10/24/2023	10/24/2024
DC Power Source	IN0208	10/24/2023	10/24/2024
Sphere Thermometer	IN0085	10/24/2023	10/24/2024
Room Thermometer	IN0046	10/24/2023	10/24/2024

REPORT NUMBER: SP1-2407-157-3

CIE 1931 Chromaticity Diagram



CIE 1931 Chromaticity Diagram with 2017 ANSI 7-Step and 4-Step Quadrangles



Point lies inside the ANSI 2700K 4-step quadrangle

REPORT NUMBER: SP1-2407-157-3

**Photopic Flux vs. Wavelength**



**Photopic Lumens: NR**

$\lambda$ (nm)	Power W <sup>^</sup> /nm	Lumens ( $\phi$ /nm)	$\lambda$ (nm)	Power W <sup>^</sup> /nm	Lumens ( $\phi$ /nm)	$\lambda$ (nm)	Power W <sup>^</sup> /nm	Lumens ( $\phi$ /nm)	$\lambda$ (nm)	Power W <sup>^</sup> /nm	Lumens ( $\phi$ /nm)	$\lambda$ (nm)	Power W <sup>^</sup> /nm	Lumens ( $\phi$ /nm)
360	0	NR	490	103	NR	620	846	NR	750	20	NR	880	0	NR
365	0	NR	495	130	NR	625	784	NR	755	17	NR	885	1	NR
370	0	NR	500	171	NR	630	720	NR	760	15	NR	890	0	NR
375	0	NR	505	221	NR	635	652	NR	765	13	NR	895	0	NR
380	0	NR	510	268	NR	640	587	NR	770	11	NR	900	0	NR
385	0	NR	515	313	NR	645	521	NR	775	9	NR	905	0	NR
390	0	NR	520	350	NR	650	461	NR	780	8	NR	910	0	NR
395	0	NR	525	381	NR	655	406	NR	785	7	NR	915	0	NR
400	0	NR	530	407	NR	660	353	NR	790	6	NR	920	0	NR
405	2	NR	535	435	NR	665	307	NR	795	5	NR	925	0	NR
410	4	NR	540	462	NR	670	264	NR	800	4	NR	930	0	NR
415	9	NR	545	496	NR	675	227	NR	805	4	NR	935	0	NR
420	20	NR	550	534	NR	680	196	NR	810	3	NR	940	0	NR
425	38	NR	555	582	NR	685	167	NR	815	3	NR	945	0	NR
430	69	NR	560	638	NR	690	144	NR	820	2	NR	950	0	NR
435	120	NR	565	700	NR	695	122	NR	825	2	NR	955	0	NR
440	193	NR	570	767	NR	700	103	NR	830	2	NR	960	0	NR
445	316	NR	575	836	NR	705	88	NR	835	2	NR	965	0	NR
450	469	NR	580	898	NR	710	74	NR	840	1	NR	970	0	NR
455	431	NR	585	947	NR	715	63	NR	845	1	NR	975	0	NR
460	264	NR	590	982	NR	720	54	NR	850	1	NR	980	0	NR
465	197	NR	595	997	NR	725	46	NR	855	1	NR	985	0	NR
470	155	NR	600	997	NR	730	39	NR	860	1	NR	990	0	NR
475	108	NR	605	978	NR	735	33	NR	865	1	NR	995	0	NR
480	90	NR	610	947	NR	740	28	NR	870	1	NR	1000	0	NR
485	92	NR	615	900	NR	745	24	NR	875	1	NR			

REPORT NUMBER: SP1-2407-157-3

**Scotopic Flux vs. Wavelength**



**Scotopic Lumens: NR**

**S/P: 1.13**

λ (nm)	Power W <sup>^</sup> /nm	Lumens (φ/nm)	λ (nm)	Power W <sup>^</sup> /nm	Lumens (φ/nm)	λ (nm)	Power W <sup>^</sup> /nm	Lumens (φ/nm)	λ (nm)	Power W <sup>^</sup> /nm	Lumens (φ/nm)	λ (nm)	Power W <sup>^</sup> /nm	Lumens (φ/nm)
360	0	NR	490	103	NR	620	846	NR	750	20	NR	880	0	NR
365	0	NR	495	130	NR	625	784	NR	755	17	NR	885	1	NR
370	0	NR	500	171	NR	630	720	NR	760	15	NR	890	0	NR
375	0	NR	505	221	NR	635	652	NR	765	13	NR	895	0	NR
380	0	NR	510	268	NR	640	587	NR	770	11	NR	900	0	NR
385	0	NR	515	313	NR	645	521	NR	775	9	NR	905	0	NR
390	0	NR	520	350	NR	650	461	NR	780	8	NR	910	0	NR
395	0	NR	525	381	NR	655	406	NR	785	7	NR	915	0	NR
400	0	NR	530	407	NR	660	353	NR	790	6	NR	920	0	NR
405	2	NR	535	435	NR	665	307	NR	795	5	NR	925	0	NR
410	4	NR	540	462	NR	670	264	NR	800	4	NR	930	0	NR
415	9	NR	545	496	NR	675	227	NR	805	4	NR	935	0	NR
420	20	NR	550	534	NR	680	196	NR	810	3	NR	940	0	NR
425	38	NR	555	582	NR	685	167	NR	815	3	NR	945	0	NR
430	69	NR	560	638	NR	690	144	NR	820	2	NR	950	0	NR
435	120	NR	565	700	NR	695	122	NR	825	2	NR	955	0	NR
440	193	NR	570	767	NR	700	103	NR	830	2	NR	960	0	NR
445	316	NR	575	836	NR	705	88	NR	835	2	NR	965	0	NR
450	469	NR	580	898	NR	710	74	NR	840	1	NR	970	0	NR
455	431	NR	585	947	NR	715	63	NR	845	1	NR	975	0	NR
460	264	NR	590	982	NR	720	54	NR	850	1	NR	980	0	NR
465	197	NR	595	997	NR	725	46	NR	855	1	NR	985	0	NR
470	155	NR	600	997	NR	730	39	NR	860	1	NR	990	0	NR
475	108	NR	605	978	NR	735	33	NR	865	1	NR	995	0	NR
480	90	NR	610	947	NR	740	28	NR	870	1	NR	1000	0	NR
485	92	NR	615	900	NR	745	24	NR	875	1	NR			

REPORT NUMBER: SP1-2407-157-3

Melanopic Flux vs. Wavelength



Melanopic Lumens: NR M/P: 2.04

λ (nm)	Power W <sup>^</sup> /nm	Lumens (φ/nm)	λ (nm)	Power W <sup>^</sup> /nm	Lumens (φ/nm)	λ (nm)	Power W <sup>^</sup> /nm	Lumens (φ/nm)	λ (nm)	Power W <sup>^</sup> /nm	Lumens (φ/nm)	λ (nm)	Power W <sup>^</sup> /nm	Lumens (φ/nm)
360	0	NR	490	103	NR	620	846	NR	750	20	NR	880	0	NR
365	0	NR	495	130	NR	625	784	NR	755	17	NR	885	1	NR
370	0	NR	500	171	NR	630	720	NR	760	15	NR	890	0	NR
375	0	NR	505	221	NR	635	652	NR	765	13	NR	895	0	NR
380	0	NR	510	268	NR	640	587	NR	770	11	NR	900	0	NR
385	0	NR	515	313	NR	645	521	NR	775	9	NR	905	0	NR
390	0	NR	520	350	NR	650	461	NR	780	8	NR	910	0	NR
395	0	NR	525	381	NR	655	406	NR	785	7	NR	915	0	NR
400	0	NR	530	407	NR	660	353	NR	790	6	NR	920	0	NR
405	2	NR	535	435	NR	665	307	NR	795	5	NR	925	0	NR
410	4	NR	540	462	NR	670	264	NR	800	4	NR	930	0	NR
415	9	NR	545	496	NR	675	227	NR	805	4	NR	935	0	NR
420	20	NR	550	534	NR	680	196	NR	810	3	NR	940	0	NR
425	38	NR	555	582	NR	685	167	NR	815	3	NR	945	0	NR
430	69	NR	560	638	NR	690	144	NR	820	2	NR	950	0	NR
435	120	NR	565	700	NR	695	122	NR	825	2	NR	955	0	NR
440	193	NR	570	767	NR	700	103	NR	830	2	NR	960	0	NR
445	316	NR	575	836	NR	705	88	NR	835	2	NR	965	0	NR
450	469	NR	580	898	NR	710	74	NR	840	1	NR	970	0	NR
455	431	NR	585	947	NR	715	63	NR	845	1	NR	975	0	NR
460	264	NR	590	982	NR	720	54	NR	850	1	NR	980	0	NR
465	197	NR	595	997	NR	725	46	NR	855	1	NR	985	0	NR
470	155	NR	600	997	NR	730	39	NR	860	1	NR	990	0	NR
475	108	NR	605	978	NR	735	33	NR	865	1	NR	995	0	NR
480	90	NR	610	947	NR	740	28	NR	870	1	NR	1000	0	NR
485	92	NR	615	900	NR	745	24	NR	875	1	NR			

**Summary**

$R_f = 75.5$   
 $R_g = 93.6$   
 $CIE R_a = 71.7$   
 $R_9 = -35.3$



**Color Vector Graphics**





**Individual Sample Fidelity Index ( $R_{f,i}$ )**

CES01 = 86	CES26 = 68	CES51 = 87	CES76 = 63
CES02 = 63	CES27 = 90	CES52 = 85	CES77 = 79
CES03 = 31	CES28 = 87	CES53 = 78	CES78 = 66
CES04 = 71	CES29 = 71	CES54 = 86	CES79 = 87
CES05 = 50	CES30 = 85	CES55 = 84	CES80 = 85
CES06 = 52	CES31 = 74	CES56 = 75	CES81 = 67
CES07 = 42	CES32 = 66	CES57 = 75	CES82 = 93
CES08 = 41	CES33 = 80	CES58 = 76	CES83 = 91
CES09 = 29	CES34 = 79	CES59 = 85	CES84 = 89
CES10 = 77	CES35 = 89	CES60 = 90	CES85 = 72
CES11 = 60	CES36 = 93	CES61 = 81	CES86 = 59
CES12 = 66	CES37 = 88	CES62 = 91	CES87 = 77
CES13 = 43	CES38 = 93	CES63 = 77	CES88 = 79
CES14 = 74	CES39 = 97	CES64 = 67	CES89 = 65
CES15 = 72	CES40 = 93	CES65 = 66	CES90 = 80
CES16 = 48	CES41 = 93	CES66 = 63	CES91 = 80
CES17 = 51	CES42 = 89	CES67 = 61	CES92 = 55
CES18 = 57	CES43 = 78	CES68 = 68	CES93 = 72
CES19 = 73	CES44 = 99	CES69 = 78	CES94 = 48
CES20 = 67	CES45 = 85	CES70 = 63	CES95 = 66
CES21 = 88	CES46 = 81	CES71 = 61	CES96 = 76
CES22 = 80	CES47 = 86	CES72 = 86	CES97 = 81
CES23 = 92	CES48 = 74	CES73 = 56	CES98 = 76
CES24 = 91	CES49 = 79	CES74 = 93	CES99 = 64
CES25 = 73	CES50 = 86	CES75 = 66	



Color Rendition by Hue-Angle Bin



Measure Comparisons



(END OF REPORT)